

Errata for
Quilt Builder Card Deck Set #3
#20529

All Versions

Card 14, Corn and Beans:

See the corrections to the 36" block, pieces B and C.

Card 28, Garden Path:

See the corrections for the 36" block, pieces A and B.

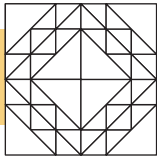
Card 56, Orion's Wheel:

See the corrections to the chart pieces A, D, and E.


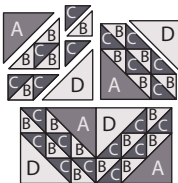
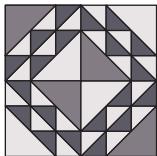
Card 86, Blossom Layout:

See the corrections to the size of the top and bottom borders and the finished quilt size.

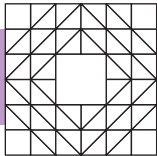
Visit us at ctpub.com



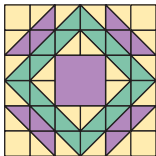
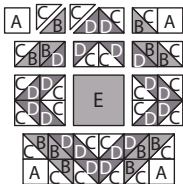
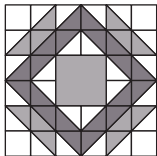
Corn and Beans



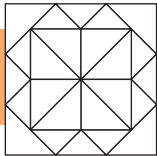
FOR	CUT	NEED	6"	9"	12"	15"	36"
A	2	4	2 ⁷ / ₈	3 ⁷ / ₈	4 ⁷ / ₈	5 ⁷ / ₈	12 ⁷ / ₈
B	10	20	1 ⁷ / ₈	2 ³ / ₈	2 ⁷ / ₈	3 ³ / ₈	6 ⁷ / ₈
C	10	20	1 ⁷ / ₈	2 ³ / ₈	2 ⁷ / ₈	3 ³ / ₈	6 ⁷ / ₈
D	2	4	2 ⁷ / ₈	3 ⁷ / ₈	4 ⁷ / ₈	5 ⁷ / ₈	12 ⁷ / ₈



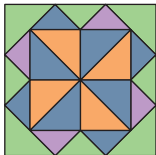
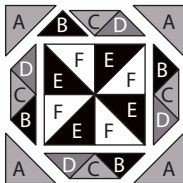

Garden Path















FOR	CUT	NEED	6"	9"	12"	15"	36"
A	4	4	1½	2	2½	3	6½
B	6	12	1⅞	2¾	2⅞	3¾	6⅞
C	12	24	1⅞	2¾	2⅞	3¾	6⅞
D	10	20	1⅞	2¾	2⅞	3¾	6⅞
E	1	1	2½	3½	4½	5½	12½

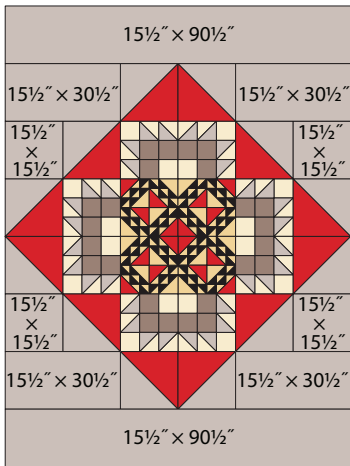


Orion's Wheel



FOR	CUT	NEED	6"	9"	12"	15"	36"
A	2 	4 	2 ⁷ / ₈	3 ⁷ / ₈	4 ⁷ / ₈	5 ⁷ / ₈	12 ⁷ / ₈
B	1 	4 	3 ¹ / ₄	4 ¹ / ₄	5 ¹ / ₄	6 ¹ / ₄	13 ¹ / ₄
C	1 	4 	3 ¹ / ₄	4 ¹ / ₄	5 ¹ / ₄	6 ¹ / ₄	13 ¹ / ₄
D	1 	4 	3 ¹ / ₄	4 ¹ / ₄	5 ¹ / ₄	6 ¹ / ₄	13 ¹ / ₄
E	2 	4 	2 ⁷ / ₈	3 ⁷ / ₈	4 ⁷ / ₈	5 ⁷ / ₈	12 ⁷ / ₈
F	2 	4 	2 ⁷ / ₈	3 ⁷ / ₈	4 ⁷ / ₈	5 ⁷ / ₈	12 ⁷ / ₈

Blossom Layout: GRID 6 × 8



QUILT SIZE: 90" × 120"

BLOCK SIZE / # NEEDED: 15" × 15"; 12 blocks + 15" × 15" half-square triangles;
12 blocks + 4 squares + 6 rectangles (See cutting dimensions in diagram.)