

Errata for  
**Quilt Builder Card Deck #2**  
**#20491**

*All Versions*

---

***See attached pages for the corrected cards.***

**Card 20, Follow the Leader:**

See the corrections to the chart for pieces B, C, D, E for all block sizes.

**Card 58, Roman Cross:**

See the correction for the 12" block piece C.

**Card 99, Yardage for Squares:**

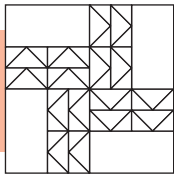
See the corrections for the number of 2", 3", and 14 1/2" squares in the chart.

**Card 100, Yardage for Rectangles:**

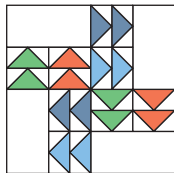
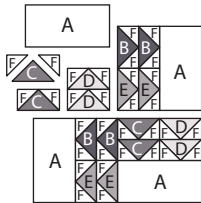

See the corrections for the number of 1 3/4" x 5 1/2" and 2 5/8" x 6 7/8" rectangles in the chart.













---

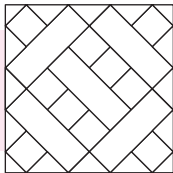
*Visit us at [ctpub.com](http://ctpub.com)*



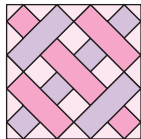
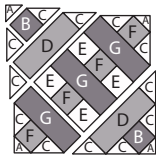

# Follow the Leader



FOR	CUT	NEED	6"	8"	10"	12"	36"
A	4 	4 	$2 \times 3\frac{1}{2}$	$2\frac{1}{2} \times 4\frac{1}{2}$	$3 \times 5\frac{1}{2}$	$3\frac{1}{2} \times 6\frac{1}{2}$	$9\frac{1}{2} \times 18\frac{1}{2}$
B	1 	4 	$2\frac{3}{4}$	$3\frac{1}{4}$	$3\frac{3}{4}$	$4\frac{1}{4}$	$10\frac{1}{4}$
C	1 	4 	$2\frac{3}{4}$	$3\frac{1}{4}$	$3\frac{3}{4}$	$4\frac{1}{4}$	$10\frac{1}{4}$
D	1 	4 	$2\frac{3}{4}$	$3\frac{1}{4}$	$3\frac{3}{4}$	$4\frac{1}{4}$	$10\frac{1}{4}$
E	1 	4 	$2\frac{3}{4}$	$3\frac{1}{4}$	$3\frac{3}{4}$	$4\frac{1}{4}$	$10\frac{1}{4}$
F	16 	32 	$1\frac{5}{8}$	$1\frac{7}{8}$	$2\frac{1}{8}$	$2\frac{3}{8}$	$5\frac{3}{8}$



# Roman Cross



FOR	CUT	NEED	6"	8"	10"	12"	36"
A	2	4	1 <sup>5</sup> / <sub>8</sub>	1 <sup>7</sup> / <sub>8</sub>	2 <sup>1</sup> / <sub>8</sub>	2 <sup>3</sup> / <sub>8</sub>	5 <sup>3</sup> / <sub>8</sub>
B	2	2	1 <sup>1</sup> / <sub>2</sub>	1 <sup>7</sup> / <sub>8</sub>	2 <sup>1</sup> / <sub>4</sub>	2 <sup>5</sup> / <sub>8</sub>	6 <sup>7</sup> / <sub>8</sub>
C	3	12	2 <sup>3</sup> / <sub>4</sub>	3 <sup>1</sup> / <sub>4</sub>	3 <sup>3</sup> / <sub>4</sub>	4 <sup>1</sup> / <sub>4</sub>	10 <sup>1</sup> / <sub>4</sub>
D	2	2	1 <sup>1</sup> / <sub>2</sub> × 3 <sup>5</sup> / <sub>8</sub>	1 <sup>7</sup> / <sub>8</sub> × 4 <sup>3</sup> / <sub>4</sub>	2 <sup>1</sup> / <sub>4</sub> × 5 <sup>3</sup> / <sub>4</sub>	2 <sup>5</sup> / <sub>8</sub> × 6 <sup>7</sup> / <sub>8</sub>	6 <sup>7</sup> / <sub>8</sub> × 19 <sup>5</sup> / <sub>8</sub>
E	4	4	1 <sup>1</sup> / <sub>2</sub>	1 <sup>7</sup> / <sub>8</sub>	2 <sup>1</sup> / <sub>4</sub>	2 <sup>5</sup> / <sub>8</sub>	6 <sup>7</sup> / <sub>8</sub>
F	4	4	1 <sup>1</sup> / <sub>2</sub>	1 <sup>7</sup> / <sub>8</sub>	2 <sup>1</sup> / <sub>4</sub>	2 <sup>5</sup> / <sub>8</sub>	6 <sup>7</sup> / <sub>8</sub>
G	3	3	1 <sup>1</sup> / <sub>2</sub> × 3 <sup>5</sup> / <sub>8</sub>	1 <sup>7</sup> / <sub>8</sub> × 4 <sup>3</sup> / <sub>4</sub>	2 <sup>1</sup> / <sub>4</sub> × 5 <sup>3</sup> / <sub>4</sub>	2 <sup>5</sup> / <sub>8</sub> × 6 <sup>7</sup> / <sub>8</sub>	6 <sup>7</sup> / <sub>8</sub> × 19 <sup>5</sup> / <sub>8</sub>

## Figuring Fabric for a Quilt

To determine how much of each fabric you'll need for the blocks in a quilt:

1. Choose a block (or blocks) you want to use.
2. Determine how many blocks you'll need to create a quilt in the desired size.
3. Figure how many of each size square and rectangle you'll need from each fabric, and refer to Yardage for Squares (at right) and Yardage for Rectangles (over).

*It's as easy as that!*

## Yardage for Squares

CUT SIZE	¼ YD	½ YD	¾ YD	1 YD
1½"	168	336	504	672
2"	84	189	272	378
2½"	48	112	160	224
3"	42	84	126	168
3½"	24	60	84	120
4"	20	40	60	90
4½"	18	36	54	72
5"	8	24	40	56
5½"	7	21	28	42
6"	7	21	28	42
6½"	6	12	24	30
7"	6	12	18	30
7½"	5	10	15	20
9½"		4	8	12
10"		4	8	12
13½"		3	6	6
14"		3	3	6
14½"		2	2	4
18½"			2	2
19"			2	2
19½"			2	2

# Yardage for Rectangles

CUT SIZE	½ YARD	¾ YARD	1 YARD
1¼" × 3½"	168	252	336
1½" × 2½"	192	288	384
1½" × 3⅝"	132	198	264
1½" × 4½"	108	162	216
1½" × 5½"	84	126	168
1¾" × 5½"	70	105	140
2" × 3½"	108	156	216
2" × 4¾"	72	104	144
2" × 6½"	54	78	108
2¼" × 4"	80	120	160
2¼" × 5⅞"	56	84	112
2¼" × 8¼"	40	60	80
2½" × 4½"	63	90	126
2⅝" × 4¾"	48	80	104
2⅝" × 6⅞"	36	60	78
2⅝" × 9¾"	24	40	52
3" × 5½"	42	63	84
3½" × 6½"	30	42	60
5" × 18½"	6	10	14
6⅞" × 13¼"	6	9	15
6⅞" × 19⅝"	4	6	10
9½" × 18½"	2	4	6