

Errata for
Just One Charm Pack Quilts
#11440

Corrections are attached.

Just One Charm Pack Quilts - Nine Patch Challenge Quilt Errata - June 2021

Every pattern in this book has been tested twice and technical edited, but unfortunately mistakes still happen and for that we truly apologize. The pattern Nine-Patch Challenge in Just One Charm Pack Quilts book contains an error in the cutting of the background fabric.

The background (Gray) cutting instructions reads:

Cut 4 strips 6" x WOF.

Subcut the strips into 20 squares 6" x 6" (each strip can yield 6 squares).

The cutting instructions should read:

Cut 4 strips 6 ½" x WOF.

Subcut the strips into 20 squares 6 ½" x 6 ½" (each strip can yield 6 squares).

If you have **already cut your background squares to 6" x 6"** there are two options to still use these squares so that no fabric is wasted.

OPTION 1 - Trim the nine-patch blocks

After sewing your pieced nine-patch blocks 6 ½" x 6 ½", trim them down to 6" x 6" by trimming a ¼" off of each of the four sides of the blocks.


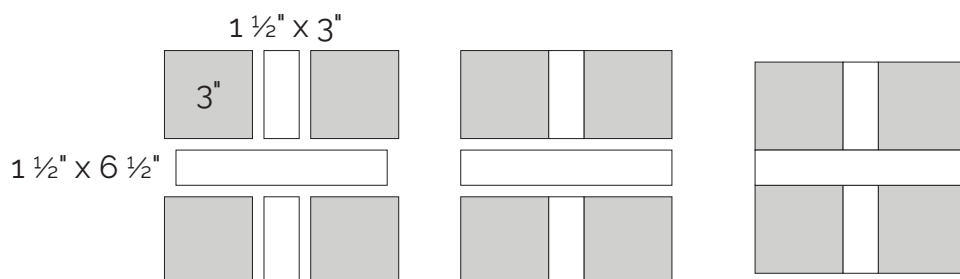
Use these trimmed blocks with the bg squares 6" x 6" to make the quilt top.

The quilt will finish about 3" smaller in width and height than the original design.


OPTION 2 - Make the background squares into plus blocks

You will need ¾ yard of an additional fabric (called the inner fabric) to make these blocks.

1. Inner fabric - Cut 8 strips 1" x WOF.
 - a. Sub-cut 4 strips into 20 rectangles 1 ½" x 6 ½" (each strip can yield 6 rectangles).
 - b. Sub-cut 4 strips into 40 rectangles 1 ½" x 3" (each strip can yield 13 rectangles).
2. Cut each bg square 6" x 6" in half vertically and horizontally to make a total of 80 bg squares 3" x 3" (each 6" square will yield (4) 3" squares).
3. Sew together the following squares and rectangles to make a plus block 6 ½" x 6 ½". Repeat to make a total of 20 plus blocks 6 ½" x 6 ½".
 - 4 bg squares 3" x 3"
 - 2 inner fabric rectangles 1 ½" x 3"
 - 1 inner fabric rectangle 1 ½" x 6 ½"
4. Use these plus blocks 6 ½" x 6 ½" for the bg squares 6 ½" x 6 ½" during the quilt top assembly.



Option 1



Option 2