

Errata for **Amish-Inspired Quilts for Today's Home** **#11188**

A Formal Affair

Page 63, The second set of Periwinkle Solid cut strips should be 18 1/2" x 32 1/4" (not width of fabric).

Page 64, Background Pieces, Step 1, the size of the strips should be 18 3/4" x 33".

A New Barn Rising

Page 71, Light Purple, first cut should be (5) 1 3/4" strips

Page 73, Caption under Block 2 should be: Make 12.

Sun Catcher

Page 79, #16, Gray Solid, the cross-reference for how to cut the 45-degree Y diamonds should be page 33.

Page 81, Diamond B Block (See next page for corrected illos.)

Step 1, The illustration is incorrect. The top strip should be shifted 1" to the right of the second strip.

Step 2, The illustration is incorrect. The top strip should be shifted 1" to the right of the second strip and the ruler should be rotated to point to the right.

Steps 5 and 6, The B1 rectangle should be B2.

Page 82, Diamond B Block (See next page for corrected illos.)

Step 3, The illustration is incorrect. The ruler should be rotated to point to the right and the strips should be cut to the right.

Step 4, The illustration is incorrect. The diamond segments should be cut angling to the right.


Steps 5 and 6, The B1 rectangle should be B2.

Amish-Inspired Quilts

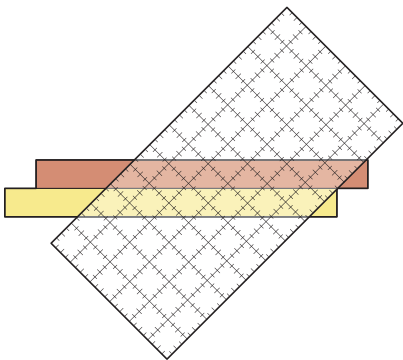
Carl Hentsch

Pages 81 & 82

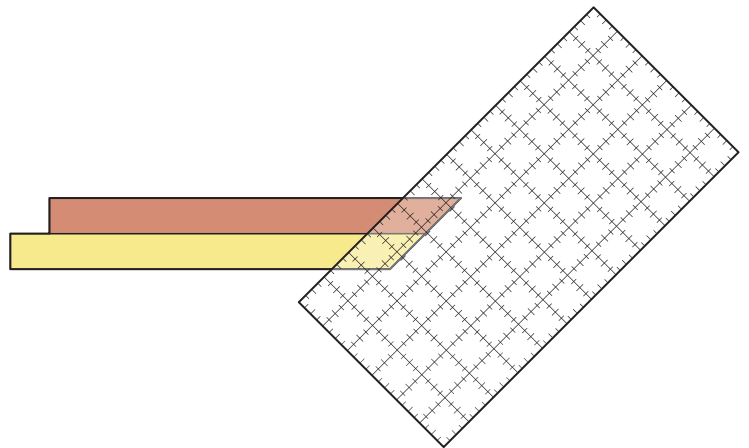
Page 81, Step 1



Page 81, Step 2



Page 82, Step 3



Page 82, Step 4

