

# Beginning Ribbonwork Flowers

[\*Ribbonwork Flowers\*](#) by [Christen Brown](#)

## **Class Description**

This class gives the student an excellent opportunity to explore the beauty of ribbonwork; by learning 8 basic ribbonwork techniques, which will prepare them for the remaining flowers and techniques that are used throughout the book. The construction techniques: rosette, posy, boat gather petals, gather and grab petals, hop 'n stitch petals, star point petals, folded petals, and ruched petals.

Skill Level: Beginning, some hand sewing skills needed

Refer to the following chapters for the basic techniques and instructions:

### **Ribbonwork Techniques and Construction Basics page 17**

- Construction Techniques

### **Getting Down To Basics page 141**

- Basic Hand Sewn Stitches
- General Directions- IMPORTANT

### **Terms Tools and Tips page 146**

- Ribbon Cutting Chart

### **Class Length: 6 hours**

## **Class Supply List**

### **Materials**

- Ribbonwork Flowers (book) by Christen Brown
- Ribbons (see below): 5-10 yards of ribbon in a variety of widths, styles and colors


### **Tools**

- Scissors: fabric, craft and sewing
- 6" ruler
- Appliqué Pins
- Metler Cotton or Guterman polyester sewing thread
- Small sharp sewing needles
- Thread Heaven
- Small Trash bag
- Thread Zap thread burner or Speedy Wax pen


### **Optional:**

- Thimble
- Pincushion
- Fray Stop or Fray Check


**TIP:** Pre-package ribbons in different color combinations, include some greenery for at-home practice. Suggested ribbons are satin, double-faced satin and grosgrain ribbons. Suggested widths are 3/8" – 5/8" ribbon, include a few lengths of a wider width ribbon.




**Rosette: page 25**

	Ribbon Width RW	Cut 1 length 8RW.	Related Flowers
	1"	8"	Fancy Rosette: 28 Sweetheart's Flower: 44 Cup and Saucer Vine: 59 Double Daisy: 69 Spanish Dancer: 87 Pompom Rose: 103
	7/8"	7"	
	3/4"	6"	
	5/8"	5"	
	1/2"	4"	
	3/8"	3"	


**Posy- page 26**

	Ribbon Width RW	Cut 1 length 8RW.	Related Flowers
	1"	8"	Knotted Posy and Knotted Ruffled Posy: 27 Fancy and Double Posy: 28 Cockle Shells: 58 Gentle Lady: 97 English Miss: 98
	7/8"	7"	
	3/4"	6"	
	5/8"	5"	
	1/2"	4"	
	3/8"	3"	


**Boat Gather Petals- page 29**

	Ribbon Width RW	Measure 3RW per Petal*	Related Flowers
	1"	3"	Primrose: 48 Pansy: 51 Hydrangea: 56 Orchid: 88
	7/8"	2 5/8"	
	3/4"	2 1/4"	
	5/8"	1 7/8"	
	1/2"	1 1/2"	
	3/8"	1 1/8"	
*Do not cut the ribbon until you read the instructions.			


**Gala Gather Petals: page 31**

	Ribbon Width RW	Measure 3RW per Petal*	Related Flowers
	1"	3"	Angel Wing Begonia: 70 Passion Flower: 89 Claire de Lune: 94
	7/8"	2 5/8"	
	3/4"	2 1/4"	
	5/8"	1 7/8"	
	1/2"	1 1/2"	
	3/8"	1 1/8"	
*Do not cut the ribbon before you read the instructions.			


### Hop 'n Stitch Petals: page 32

	Ribbon Width RW	Measure 2RW per Petal*	Related Flowers
	1"	2"	Rosie Mantel: 41 Irish Rose: 63
	7/8"	1 3/4"	
	3/4"	1 1/2"	
	5/8"	1 1/4"	
	1/2"	1"	
	3/8"	3/4"	
*Do not cut the ribbon until you read the instructions.			


### Star Point Petals: page 33

	Ribbon Width RW	Measure 4RW per Petal*	Related Flowers
	1"	4"	Gazania: 42 Campion: 76 Pincushion Flower: 80
	7/8"	3 1/2"	
	3/4"	3"	
	5/8"	2 1/2"	
	1/2"	2"	
	3/8"	1 1/2"	
*Do not cut the ribbon until you read the instructions.			

### Folded Petals: page 34

	Ribbon Width RW	Measure 2RW per Petal*	Related Flowers
	1"	2"	Windflower: 49 Nemesia: 55 Larkspur: 66 Court Jester: 92 Fontana Rose: 101
	7/8"	1 3/4"	
	3/4"	1 1/2"	
	5/8"	1 1/4"	
	1/2"	1"	
	3/8"	3/4"	
*Do not cut the ribbon until you read the instructions.			

### Ruched Petals: page 36

	Ribbon Width RW	Measure 3RW per petal*	Related Flowers
	1"	3"	Cassiope: 43 Yarrow: 61 Pennine Mum: 73 Romantic Rose: 108
	7/8"	2 5/8"	
	3/4"	2 1/4"	
	5/8"	1 7/8"	
	1/2"	1 1/2"	
	3/8"	1 1/8"	
*Do not cut the ribbon before you read the instructions.			

**Ribbonwork Flowers Worksheet**

	<b>Rosette</b>		<b>Posy</b>
	<b>Boat Gather Petals</b>		<b>Gala Gather Petals</b>
	<b>Hop “n Stitch Petals</b>		<b>Star Point Petals</b>
	<b>Folded Petals</b>		<b>Ruched Petals</b>

**©Please note that this handout and all pertaining information to this class belong to Christen J. Brown.**

