

Errata for
All-In-One Quilter's Reference Tool, 2nd edition
#11038

Pages 26 and 27 have been corrected.

Attached are the corrected pages.

Some of the finished sizes for the '20 Popular Traditional Blocks', **pages 60-69**, are labeled incorrectly in the cutting charts.

For the following blocks: Churn Dash, Friendship Star, Maple Leaf, Nine-Patch, Variable Star, the finished sizes should be listed, from left to right, as 3", 6", 9", 12", and 15", and not as 4", 6", 8", 10", 12".

Attached are the corrected pages.

NUMBER OF SQUARES FROM SPECIFIC YARDAGE

CUT SIZE (INCHES)	YARDAGE							
	$\frac{1}{4}$	$\frac{1}{2}$	$\frac{3}{4}$	1	$1\frac{1}{4}$	$1\frac{1}{2}$	$1\frac{3}{4}$	2
1	378	756	1,134	1,512	1,890	2,268	2,646	3,024
$1\frac{1}{2}$	168	336	504	672	840	1,008	1,176	1,344
2	84	189	273	378	462	567	651	756
$2\frac{1}{2}$	48	112	160	224	288	336	400	448
3	42	84	126	168	210	252	294	336
$3\frac{1}{2}$	24	60	84	120	144	180	216	240
4	20	40	60	90	110	130	150	180
$4\frac{1}{2}$	18	36	54	72	90	108	126	144
5	8	24	40	56	72	80	96	112
$5\frac{1}{2}$	7	21	28	42	56	63	77	91
6	7	21	28	42	49	63	70	84
$6\frac{1}{2}$	6	12	24	30	36	48	54	66
7	6	12	18	30	36	42	54	60
$7\frac{1}{2}$	5	10	15	20	30	35	40	45
8	5	10	15	20	25	30	35	45
$8\frac{1}{2}$	4	8	12	16	20	24	28	32
9	4	8	12	16	20	24	28	32
$9\frac{1}{2}$		4	8	12	16	20	24	28
10		4	8	12	16	20	24	28
$10\frac{1}{2}$		4	8	12	16	20	24	24
11		3	6	9	12	12	15	18
$11\frac{1}{2}$		3	6	9	9	12	15	18
12		3	6	9	9	12	15	18

Yardage amounts are based on 42" fabric width. If your fabric is wider or narrower than 42", make adjustments accordingly.

We advise purchasing $\frac{1}{8}$ yard extra to allow for variations in cutting.



NUMBER OF RECTANGLES FROM SPECIFIC YARDAGE

CUT SIZE (INCHES; WIDTH × LENGTH)	YARDAGE							
	¼	½	¾	1	1¼	1½	1¾	2
1½ × 2½	96	192	288	384	480	576	672	768
1½ × 3½	72	144	216	288	360	432	504	576
1½ × 4½	54	108	162	216	270	324	378	432
2 × 3½	48	108	156	216	264	324	372	432
2 × 4½	36	81	117	162	198	243	279	324
2½ × 3½	36	84	120	168	216	252	300	336
2½ × 4½	27	63	90	126	162	189	225	252
2½ × 5½	21	49	70	98	126	147	175	196
2½ × 6½	18	42	60	84	108	126	150	168
3 × 4½	27	54	81	108	135	162	189	216
3 × 5½	21	42	63	84	105	126	147	168
3 × 6½	18	36	54	72	90	108	126	144
3½ × 4½	18	45	63	90	108	135	162	180
3½ × 5½	14	35	49	70	84	105	126	140
3½ × 6½	12	30	42	60	72	90	108	120
3½ × 7½	10	25	35	50	60	75	90	100
4 × 5½	14	28	42	63	77	91	105	126
4 × 6½	12	24	36	54	66	78	90	108
4 × 7½	10	20	30	45	55	65	75	90
4½ × 5½	14	28	42	56	70	84	98	112
4½ × 6½	12	24	36	48	60	72	84	96
4½ × 7½	10	20	30	40	50	60	70	80
5 × 6½	6	18	30	42	54	60	72	84
5 × 7½	5	15	25	35	45	50	60	70
5½ × 6½	6	18	24	36	48	54	66	78
5½ × 7½	5	15	20	30	40	45	55	65
5½ × 8½	4	12	16	24	32	36	44	52

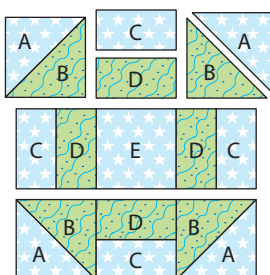

Yardage amounts are based on 42" fabric width. If your fabric is wider or narrower than 42", make adjustments accordingly.

Numbers are based on cutting strips (selvage to selvage) the width measurement and then cutting the strips into rectangles the length measurement.

We advise purchasing ¼ yard extra to allow for variations in cutting.

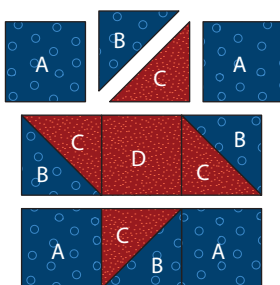



CHURN DASH



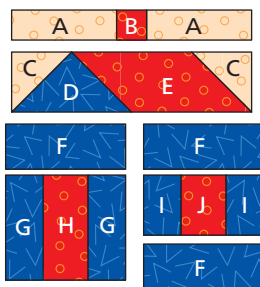
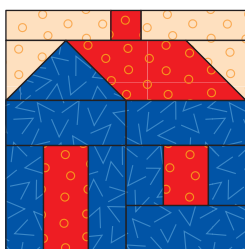
FOR	CUT	NEED	3"	6"	9"	12"	15"
A	2	4	1 7/8	2 7/8	3 7/8	4 7/8	5 7/8
B	2	4	1 7/8	2 7/8	3 7/8	4 7/8	5 7/8
C	4	4	1 x 1 1/2	1 1/2 x 2 1/2	2 x 3 1/2	2 1/2 x 4 1/2	3 x 5 1/2
D	4	4	1 x 1 1/2	1 1/2 x 2 1/2	2 x 3 1/2	2 1/2 x 4 1/2	3 x 5 1/2
E	1	1	1 1/2	2 1/2	3 1/2	4 1/2	5 1/2

FRIENDSHIP STAR



FOR	CUT	NEED	3"	6"	9"	12"	15"
A	4	4	1 1/2	2 1/2	3 1/2	4 1/2	5 1/2
B	2	4	1 7/8	2 7/8	3 7/8	4 7/8	5 7/8
C	2	4	1 7/8	2 7/8	3 7/8	4 7/8	5 7/8
D	1	1	1 1/2	2 1/2	3 1/2	4 1/2	5 1/2

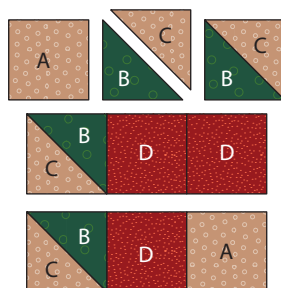
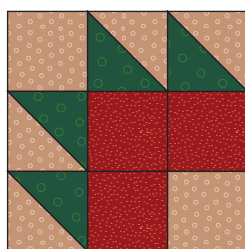
HOUSE



FOR	CUT	NEED	4"	6"	8"	10"	12"
A	2	2	$1 \times 2\frac{1}{4}$	$1\frac{1}{4} \times 3\frac{3}{8}$	$1\frac{1}{2} \times 4$	$1\frac{3}{4} \times 4\frac{7}{8}$	$2 \times 5\frac{3}{4}$
B	1	1	1	$1\frac{1}{4}$	$1\frac{1}{2}$	$1\frac{3}{4}$	2
C	1	2	$1\frac{7}{8}$	$2\frac{3}{8}$	$2\frac{7}{8}$	$3\frac{3}{8}$	$3\frac{7}{8}$
D	1	1	$3\frac{1}{4}$	$4\frac{1}{4}$	$5\frac{1}{4}$	$6\frac{1}{4}$	$7\frac{1}{4}$
E*	1	1	$1\frac{1}{2} \times 4\frac{1}{4}$	$2 \times 5\frac{3}{4}$	$2\frac{1}{2} \times 7\frac{1}{4}$	$3 \times 8\frac{3}{4}$	$3\frac{1}{2} \times 10\frac{1}{4}$
F	3	3	$1\frac{1}{4} \times 2\frac{1}{2}$	$1\frac{5}{8} \times 3\frac{1}{2}$	$2 \times 4\frac{1}{2}$	$2\frac{3}{8} \times 5\frac{1}{2}$	$2\frac{3}{4} \times 6\frac{1}{2}$
G	2	2	$1\frac{1}{8} \times 2\frac{1}{4}$	$1\frac{1}{2} \times 3\frac{3}{8}$	$1\frac{3}{4} \times 4$	$2\frac{1}{8} \times 4\frac{7}{8}$	$2\frac{1}{2} \times 5\frac{3}{4}$
H	1	1	$1\frac{1}{4} \times 2\frac{1}{4}$	$1\frac{1}{2} \times 3\frac{3}{8}$	2×4	$2\frac{1}{4} \times 4\frac{7}{8}$	$2\frac{1}{2} \times 5\frac{3}{4}$
I	2	2	$1\frac{1}{8} \times 1\frac{1}{2}$	$1\frac{1}{2} \times 2$	$1\frac{3}{4} \times 2\frac{1}{2}$	$2\frac{1}{8} \times 3$	$2\frac{1}{2} \times 3\frac{1}{2}$
J	1	1	$1\frac{1}{4} \times 1\frac{1}{2}$	$1\frac{1}{2} \times 2$	$2 \times 2\frac{1}{2}$	$2\frac{1}{4} \times 3$	$2\frac{1}{2} \times 3\frac{1}{2}$

*Cut 45° angle on dotted lines as shown.

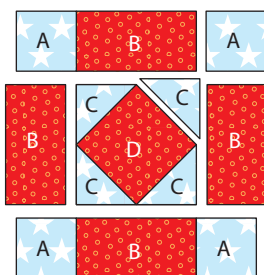

MAPLE LEAF



FOR	CUT	NEED	3"	6"	9"	12"	15"
A	2	2	$1\frac{1}{2}$	$2\frac{1}{2}$	$3\frac{1}{2}$	$4\frac{1}{2}$	$5\frac{1}{2}$
B	2	4	$1\frac{1}{8}$	$2\frac{7}{8}$	$3\frac{7}{8}$	$4\frac{7}{8}$	$5\frac{7}{8}$
C	2	4	$1\frac{7}{8}$	$2\frac{7}{8}$	$3\frac{7}{8}$	$4\frac{7}{8}$	$5\frac{7}{8}$
D	3	3	$1\frac{1}{2}$	$2\frac{1}{2}$	$3\frac{1}{2}$	$4\frac{1}{2}$	$5\frac{1}{2}$

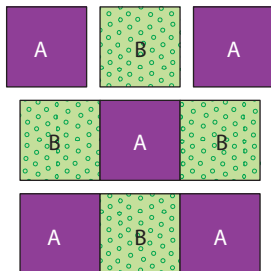



NEW ALBUM



FOR	CUT	NEED	4"	6"	8"	10"	12"
A	4	4	1½	2	2½	3	3½
B	4	4	1½ × 2½	2 × 3½	2½ × 4½	3 × 5½	3½ × 6½
C	2	4	1⅞	2⅜	2⅞	3⅜	3⅞
D	1	1	2	2⅞	3⅞	4	4¾

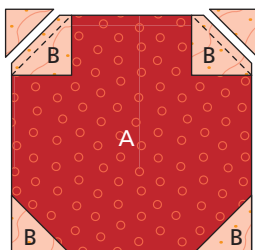

NINE-PATCH



FOR	CUT	NEED	3"	6"	9"	12"	15"
A	5	5	1½	2½	3½	4½	5½
B	4	4	1½	2½	3½	4½	5½

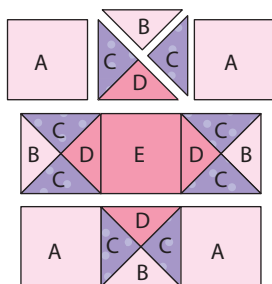
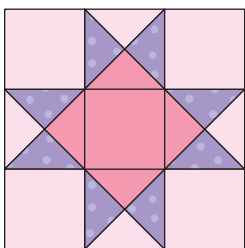


SNOWBALL



FOR	CUT	NEED	4"	6"	8"	10"	12"
A	1	1	4½	6½	8½	10½	12½
B	4	4	1½	2	2½	3	3½

VARIABLE STAR



FOR	CUT	NEED	3"	6"	9"	12"	15"
A	4	4	1½	2½	3½	4½	5½
B	1	4	2¼	3¼	4¼	5¼	6¼
C	2	8	2¼	3¼	4¼	5¼	6¼
D	1	4	2¼	3¼	4¼	5¼	6¼
E	1	1	1½	2½	3½	4½	5½

