


Ribbonwork Gardens

From [Ribbonwork Gardens](#) by [Christen Brown](#)



Class Description

This class gives the student an excellent opportunity to explore the beauty of ribbonwork; by learning 8 basic ribbonwork techniques, which will prepare them for the remaining flowers and techniques that are used throughout the book. The flowers that the student will learn are: rosette, posy, folded petals, two-petal flower, U-gather petals, shutterbug petals, bias loop petals, and ruched petals. The student will take home a finished worksheet of flowers.

Skill Level: Beginning, some hand sewing skills needed

Refer to the following chapters for the basic techniques and instructions:

Taking Shape page 17

- Glossary of Basic Construction Techniques

Basic Elements page 24

- Basic Hand Sewn Stitches
- General Instructions- **IMPORTANT**

Class Length: 6 hours

Class Supply List

Materials

- Ribbonwork Gardens (book) by Christen Brown
- Ribbons (see below): 5-10 yards of ribbon in a variety of widths, styles and colors

Tools

- Scissors: fabric, craft and sewing
- 6" ruler
- Appliqué Pins
- Metler Cotton or Guterman polyester sewing thread
- Small sharp sewing needles
- Thread Heaven
- Small Trash bag
- Thread Zap thread burner or Speedy Wax pen


Optional:

- Thimble
- Pincushion
- Fray Stop or Fray Check


TIP: Pre-package ribbons in different color combinations, include some greenery for at-home practice. Suggested ribbons are satin, double-faced satin and grosgrain

ribbons. Suggested widths are 3/8" – 5/8" ribbon, include a few lengths of a wider width ribbon.


Rosette: page 35

	Ribbon Width RW	Cut 1 length 8RW.	Related Flowers
	1"	8"	Carnation: 67 Rannunculas: 75 Berry: 149
	7/8"	7"	
	3/4"	6"	
	5/8"	5"	
	1/2"	4"	
3/8"	3"		


Posy: page 38

	Ribbon Width RW	Cut 1 length 8RW.	Related Flowers
	1"	8"	Lady's Bonnet: 57 Bleeding Heart: 101 Lingerie Rose: 109
	7/8"	7"	
	3/4"	6"	
	5/8"	5"	
	1/2"	4"	
3/8"	3"		


Folded Petals: page 41

	Ribbon Width RW	Fold 3RW per Petal*	Related Flowers
	1"	3"	Single Peony: 51 Viola: 53 Veronica: 72 Camellia: 89 Pansy: 96 Zinnia: 100 Floribunda Rose: 117
	7/8"	2 5/8"	
	3/4"	2 1/4"	
	5/8"	1 7/8"	
	1/2"	1 1/2"	
3/8"	1 1/8"		
*Do not cut the ribbon until you read the instructions.			


U-Gather Petals: page 43

	Ribbon Width RW	Fold 4RW per Petal*	Related Flowers
	1"	4"	Triple Delight: 61 Black-Eyed Susan: 68 Geranium: 73 Sweet Pea: 85 Bearded Iris: 91 Bleeding Heart: 101 Orchid: 102 Gypsy Rose: 113 Tea Rose: 115
	7/8"	3 1/2"	
	3/4"	3"	
	5/8"	2 1/2"	
	1/2"	2"	
3/8"	1 1/2"		
*Do not cut the ribbon until you read the instructions.			


Two-Petal Flower: page 42

	Ribbon Width RW	Fold 4RW per Petal*	Related Flowers
	1"	4"	Viola: 53
	7/8"	3 1/2"	Lady's Slipper: 60
	3/4"	3"	Vine Flower: 87
	5/8"	2 1/2"	Bearded Iris: 91
	1/2"	2"	Pansy: 96
	3/8"	1 1/2"	Lupine: 97
*Do not cut the ribbon until you read the instructions.			


Shutterbug Petals: page 44

	Ribbon Width RW	Cut 4 lengths 4RW.	Related Flowers
	1"	4"	Viola: 53
	7/8"	3 1/2"	Delphinium: 55
	3/4"	3"	Gilly Flower: 56
	5/8"	2 1/2"	Persian Violet: 103
	1/2"	2"	Fuchsia: 104
	3/8"	1 1/2"	Vintage Rose: 112 Primrose: 114

Bias Loop Petals: page 46

	Ribbon Width RW	Measure 1 length 18 1/2RW*	Related Flowers
	1"	18 1/2"	Anemone: 77 Jasmine: 106
	7/8"	16 3/16"	
	3/4"	13 7/8"	
	5/8"	11 9/16"	
	1/2"	9 1/4"	
	3/8"	6 15/16"	
*Do not cut the ribbon before you read the instructions.			

Ruched Petals: page 47

	Ribbon Width RW	Measure 2RW per petal*	Related Flowers
	1"	2"	Daffodil: 52
	7/8"	1 3/4"	Delphinium: 55
	3/4"	1 1/2"	Chrysanthemum: 66
	5/8"	1 1/4"	Decorative Dahlia: 74
	1/2"	1"	Maid's Cap: 82
	3/8"	3/4"	Elegant Rose: 118
*Do not cut the ribbon before you read the instructions.			

Ribbonwork Gardens Worksheet

	Rosette		Posy
	Folded Petals		U-Gather Petals
	Two-Petal Flower		Shutterbug Petals
	Bias Loop Petals		Ruched Petals

©Please note that this handout and all pertaining information to this class belong to Christen J. Brown.

