


# Errata for Quick Diamond Quilts & Beyond #10655

*1st printing only*

---

## Page 22, Ruler placement image

Image edited for increased clarity:



A full-color, full-size, printable PDF of this image is attached.

## Page 78, Yardage for Cutting Chart

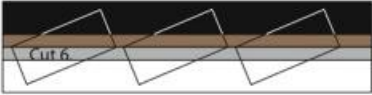
Top three rows should appear as follows:

YARDAGE	FOR	CUTTING	
		<b>Quarter Diamond</b>	<b>Faux Diamond</b>
$\frac{5}{8}$ to $\frac{3}{4}$ yard white	Diamond strips	Cut 3 strips, 4" x 42".	Cut 4 strips, 4" x 42". Cut 1 strip, 4" x 11".

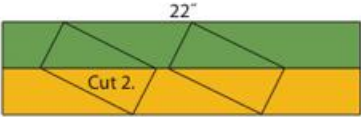
A full-color, full-size, printable PDF of this correction is attached.

*Visit us at [ctpub.com](http://ctpub.com)*

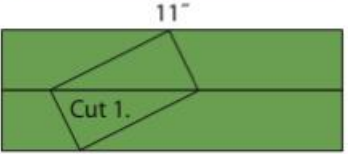
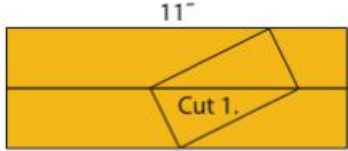
**Page 80 - Faux Diamond Method illustrations**



(2nd column, 2nd illo)




(3rd column, 1st illo)



(3rd column, 4th and 5th illo)

**A full-color, full-size, printable PDF of this correction is attached.**

---



YARDAGE	FOR	CUTTING	
5/8 to 3/4 yard white	Diamond strips	<b>Quarter Diamond</b>	<b>Faux Diamond</b>
		Cut 3 strips, 4" × 42".	Cut 4 strips, 4" × 42". Cut 1 strip, 4" × 11".

